

Disney FROZEN II

Stick
Puppets
Craft

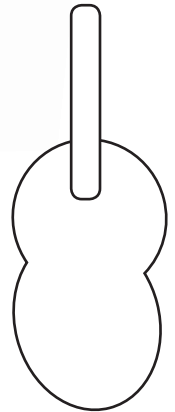




Figure 1



Instructions

1. Print the figure out on cardstock.
2. Color the character, and cut around the heavy outside line.
3. Attach a craft stick to the back with the stick pointing up like figure 1.

Disney FROZEN II

Stick
Puppets
Craft

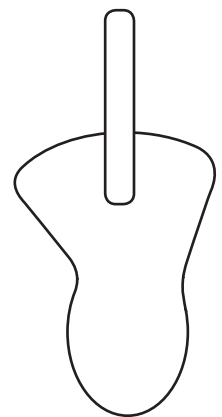



Figure 2




Instructions

1. Print the figure out on cardstock.
2. Color the character, and cut around the heavy outside line.
3. Attach a craft stick to the back with the stick pointing up like figure 2.

Disney FROZEN II

Stick Puppets Craft



Instructions

1. Print the figure out on cardstock.
2. Color the character, and cut around the heavy outside line.
3. Attach a craft stick to the back with the stick pointing up like figure 3.

Figure 3