






RICK RIORDAN PRESENTS

# THE PANDAVA SERIES

BY **ROSHANI CHOKSHI**



Event Kit



## EVENT GUIDE

To prepare for your Pandava event, use the following tips to get your event prepped and ready.

### DECORATING

No Pandava party is complete without the right decor! The covers of the Pandava series can be your inspiration; use its palette of the artwork to adorn your space. Embellish the art by creating images of mythological animals (such as the tiger, crocodile, ram, three-headed elephant, peacock, swan, and seven-headed horse that pledge themselves to serve Aru and Mini for their battle with the Sleeper).

Alternatively, for a simpler plan, decorate your space with bright, vibrant colors (especially reds and golds) using bright fabric or butcher paper and adorn your space with an abundance of white twinkle lights.

### FOOD

The foods of India are as diverse as the people and culture; in that spirit, set up a feast for attendees that offers opportunities to sample a few easy-to-prepare Indian family favorites, such as samosas (often found in the frozen food section of grocery stores), raita (a yogurt sauce; simple recipes available online), and sweet treats such as Kokanaka, Kismi, Poppins, and other Indian candies that can be ordered online.

### GETTING INTO THE PANDAVA PARTY SPIRIT

Use the following activities and icebreakers to get your guests in the Pandava spirit!

**Mehndi Makers:** Mehndi, or mehendi, is a form of art in which decorative designs are created on a person's body using henna. Recruit a local artist skilled in mehndi design to create a mehndi art station for partygoers or alternatively, provide mehndi henna temporary tattoos (many varieties can be purchased online).

**Dance:** If available in your area, invite a local Indian dance troupe to offer a Bharatanatyam performance for attendees. After an introductory dance with a quick discussion about how traditional Indian dance

varies based on the region of the country from where it developed, get partygoers up and moving with some step-by-step instructions on basic elements to Indian dance.

### BOO'S NEWS

In *Aru Shah and the End of Time*, Boo serves as a messenger, teacher, and guide to Aru and Mini. Have event attendees sit in a straight row and play a few rounds of Boo's News (a variation of the game telephone) where the person at the end of the row quickly and quietly shares a favorite fact about a chosen mythology or why they are excited to read *Aru Shah and the End of Time* into the ear of the person sitting next to him or her. From there, each person repeats this process and passes the information down the line. Once it gets to the end, have the final person share what was said to them to see how close to the original news the "fact" was.

### DESIGN A DIYA

Diwali is the five-day Indian Festival of Lights. During Diwali, diyas—small lamps made out of clay—are lit in the home. Use the following steps to allow your event attendees to create their own diya to take home and decorate. The lamps can be illuminated with battery-operated tea lights to create the perfect ambiance for reading *Aru Shah and the End of Time*.

#### Materials needed:

- Air-Dry Clay or Play-Doh
- Rolling pin
- Plastic knife
- Ink stamp
- Ink pad
- Small beads or plastic jewels
- Small bowl
- Paint or markers
- Battery-operated candle

#### Directions:

1. With the rolling pin, roll out the Air-Dry Clay or Play-Doh into a smooth, thin layer.
2. Place a bowl upside-down on top of the clay, and cut around the bowl to create a circle.



## EVENT GUIDE (CONT.)

### Directions (cont.):

3. Press the stamp into the ink pad and stamp the clay circle as desired.
4. Take the clay circle and gently set into the small round bowl to form the shape of the diya. Pinch one end to make the diya tear-shaped. With the plastic knife, create small lines around the edge of the diya. Embed small beads or plastic jewels in the bowl of the diya by pressing them into the soft clay.
5. Allow clay to dry overnight. Remove the diya from bowl to complete drying.
6. Once dry, paint the bowl or use markers for added decoration (optional).
7. Add a battery-operated candle to the diya and illuminate at night.

### CREATE A RANGOLI

Rangoli is an art form, originating in India, in which patterns are created on the floor in living rooms or courtyards using materials such as colored rice, dry flour, colored sand, or flower petals.

Small groups can use colored chalk to create festive rangoli designs on black butcher paper. After the outlines are sketched, pieces of colored tissue paper or construction paper can be used to fill them in like a collage.

1. Choose the design you want to use.
2. Sketch the outline on your paper.
3. Use pieces of colorful paper to collage their rangoli design.

For additional steps and directions, use the resources provided at wikihow:

<https://www.wikihow.com/Make-Rangoli>

### CRANKY CRAB, CRANKY CRAB

Inspired by the hot potato game, seat event participants in a circle and continue to pass the (plush) crab (don't we all love Sebastian?) until the music stops (consider using songs such as "Under the Sea" to help set the tone). When

the music stops, the person left holding the cranky crab is eliminated from the game. The final person left wins and gets to keep the crab (or another Aru-inspired prize).

### BOW-AND-ARROWS COOKIE WALK

Organize a selection of prizes (bags of cookie assortments), a basket, numbered pieces of paper, and large numbered squares in a variety of colors. Draw a heart on each large square and put a different number (1 through the number of attendees) in the middle of each heart. Number the smaller pieces of paper as well, and put them in a basket. Similar to the traditional cakewalk, the Bow-and-Arrows Cookie Walk functions similar to musical chairs, with participants moving to the music until the music stops. Depending on the number of party attendees, organize participants into groups of 10–20 for each round of the Bow-and-Arrows Walk. Begin by having each player stand on one of the numbered squares. Play some lively music and instruct participants to walk around the squares until the music stops. Then each participant should stop on a numbered square. Pull a numbered piece of paper from the basket. The person standing on the corresponding numbered square gets to select a batch of heart-shaped cookies to take home. Give all the other participants a small consolation prize, such as individual cookies, and then organize a new round.

### CAN YOU CATCH MY HEART?

You will need a plush, rubber, or inflatable toy heart for this fast-paced game. Have partygoers stand in a circle, facing each other, and go through a couple of lightning rounds of introductions. Next, give one player the heart. He or she must call out another player's name and toss the heart to him or her. Then that player does the same thing, and so on. Use just one heart for a small group; add an additional heart if the group is larger and the players are older.



## DESIGN YOUR OWN CELESTIAL TOOL

For Aru, Mini, Brynne, and Aiden, the unusual celestial objects they wield offer them protection and enhance their abilities to do battle when necessary. If you could design a clever, only-to-be-used-by-you celestial object, what would it be? Use the space below to design your own object, being sure to note all the traits of your object.

What does it look like? What can it do? Why would you find this useful?





# ARE THESE STATEMENTS ABOUT HINDU MYTHOLOGY **FACT OR FICTION?**

Test for your knowledge of the Hindu mythology by completing this Aru Shah-inspired trivia.

1. The Pandava brothers are demigod warrior princes, and the heroes of the epic Mahabharata poem.

**FACT OR FICTION**

2. Makara is a mythical creature that's usually depicted as half crocodile and half fish.

**FACT OR FICTION**

3. Bama is the hero for the epic poem the Ramayana. He was the seventh incarnation of the god Vishnu.

**FACT OR FICTION**

4. Samsara is the cycle of death and rebirth.

**FACT OR FICTION**

5. Astras are supernatural weapons that were usually summoned into battle by a specific chant.

**FACT OR FICTION**

6. Shiva is known as the Lord of Cosmic Dance.

**FACT OR FICTION**

7. Uchchaihshravas is a seven-headed flying horse created during the churning of the milk ocean, and the king of horses.

**FACT OR FICTION**

8. Soma is the dessert of the gods.

**FACT OR FICTION**

9. Johnny Raja is the Lord of Death and Justice, and the father of the oldest Pandava brother, Yudhistira.

**FACT OR FICTION**

10. Ghunghroo are anklets made of small bells strung together, worn by Indian dancers.

**FACT OR FICTION**

# ARE THESE STATEMENTS ABOUT HINDU MYTHOLOGY **FACT OR FICTION?**

Test for your knowledge of the Hindu mythology by completing this Aru Shah–inspired trivia.

1. Chakora is a mythical bird that is said to live off moonbeams.  
**FACT OR FICTION**
2. Danda is a giant punishing rod that is often considered the symbol of the Dharma Raja, the god of the dead.  
**FACT OR FICTION**
3. Ghee is a class of clarified chocolate that originated from the Indian subcontinent. It is commonly used in South Asian and Middle Eastern cuisines, traditional medicine, and religious rituals.  
**FACT OR FICTION**
4. Indra is the son of Vayu, the god of the wind, and Anjana, an apsara.  
**FACT OR FICTION**
5. Kamadeva is the Hindu god of human love or desire, often portrayed along with his female counterpart, Rati.  
**FACT OR FICTION**
6. Massi is a popular traditional dahi-based drink that originated in the Indian subcontinent.  
**FACT OR FICTION**
7. Mayasura is the demon king and architect who built the Pandavas' Palace of Illusions.  
**FACT OR FICTION**
8. Ulupi is a naga princess who fell in love with Arjuna, married him, and used a magical gem to save his life.  
**FACT OR FICTION**
9. Parvati is the Hindu goddess of fertility, love, and devotion.  
**FACT OR FICTION**
10. Rama is the hero of the epic poem the Ramayana. He was the first incarnation of the god Vishnu.  
**FACT OR FICTION**





## MATCH THESE MYTHICAL TERMS!

**GANESH**

- Twin horsemen gods who symbolize sunrise and sunset and are considered the gods of medicine and healing

**CHAKORA**

- A sometimes good, sometimes bad race of semidivine beings

**KARMA**

- A mythical bird that is said to live off moonbeams

**DANDA**

- A giant punishing rod that is often considered the symbol of the Dharma Raja, the god of the dead

**ASURA**

- The Lord of Death and Justice, and the father of the oldest Pandava brother, Yudhistira

**GANDHARI**

- The powerful queen of Hastinapura

**INDRA**

- The elephant-headed god worshipped as the remover of obstacles and the god of luck and new beginnings

**JAANI**

- The king of heaven, and the god of thunder and lightnings

**LAKSHMI**

- A term of endearment that means of *life* or *sweetheart*

**ASHVINS: NASATYAI**

**AND DASRA**

- A philosophy that your actions affect what happens to you next

**MAKARA**

- The Hindu goddess of wealth and good fortune, and the consort (wife) of Vishnu, one of the three major Hindu deities

**DHARMA RAJA**

- The demon king and architect who built the Pandavas' Palace of Illusions



## MATCH THESE MYTHICAL TERMS! (CONT.)

**KRISHNA**

- Dancers who entertain in the Court of the Heavens

**VASUKI**

- A popular savory snack found across the Indian subcontinent

**PRANAMA**

- A nagini princess and the second of Arjuna's four wives, who practiced magic and was responsible for saving Arjuna's life on the battlefield

**DURVASA**

- A naga king who helped churn the Ocean of Milk when the gods and asuras needed help

**APSARAS**

- The goddess of love and passion, and other stuff that you and Aru are too young to know about, so move along

**ULOOPI**

- A bow to touch the feet of a respected person, e.g., a teacher, grandparent, or other elder

**CHAAT**

- A mythical creature that's usually depicted as half crocodile and half fish

**RATI**

- A major Hindu deity, the god of compassion, tenderness, and love. This deity is popular for his charmingly mischievous personality.

**MAKARA**

- An ancient powerful sage infamous for his short temper

